



ASBK.COM.AU f t i y

Winton Motor Raceway : OFFICIAL TEST : April 11 & 12

SUPERSPORT 300 / YAMAHA R3 CUP

Practice 3

Date: 11/04/17
 Event: P07
 Weather: Sunny - 20.3C
 Track: Dry - 38.0C

Started at: 13:06:03
 Laps: 30 Min
 Starters: 11
 Printed at: 18:59

CLASSIFICATION

Pos	No	Name	Machine	Fastest Lap	On Lap	Behind Prev	Behind Leader	Top Speed
1	39	Scott NICHOLSON (VIC) / G. Williams Motorcycle Engineering / Traction Control Suspension	Kawasaki Ninja 300	1:34.853	13 of 17			159
2	93	Drew SELLS (VIC) / Race Center / Peter Stevens Motorcycles / Oilee Racing / Rubick	Kawasaki Ninja 300	1:35.111	16 of 16	.258	.258	158
3	86	Oliver BAYLISS (QLD)	Kawasaki Ninja 300	1:35.344	14 of 14	.233	.491	161
4	41	Max CROKER (NSW) / KTM Australia / Nolan / Ron Angel Classic Racing / Gold n Tint Signage	KTM RC 390	1:35.803	14 of 16	.459	.950	162
5	333	Yannis SHAW (NSW) / BCperformance Junior Team / LandscapeSupplies.com.au / Ipone	Kawasaki Ninja 300	1:37.921	16 of 18	2.118	3.068	157
6	152	Dan THOMAS (NSW) / LTR / Inglis Racing / Marriott Smash Repair / Super Moto Armidale	Yamaha R3 321	1:39.422	11 of 16	1.501	4.569	152
7	34	Boyd HOCKING (VIC) / DPH Motorsport Yamaha	Yamaha R3 321	1:39.872	12 of 16	.450	5.019	157
8	57	Seth CRUMP	KTM RC 390	1:40.825	9 of 11	.953	5.972	160
9	337	Gregory FARRELL (NSW) / BCperformance / Landscapesupplies.com.au	Kawasaki Ninja 300	1:42.637	12 of 16	1.812	7.784	153
10	53	John HENDERSON	Yamaha R3 321	1:44.675	12 of 16	2.038	9.822	152
11	70	Troy RYAN	Yamaha R3 321	1:50.665	14 of 14	5.990	15.812	153

New best lap for SS300 class - Previous: 1:35.681 by Oliver BAYLISS (QLD) on a Kawasaki Ninja 300 set on 11/04/17



Scott Laing
 Chief Time Keeper - Scott Laing

Clerk of Course - Simon Maas

Computime Race Timing Systems Pty Ltd © 1996
 Licensed to Computime Race Timing Systems

www.computime.com.au

COMPUTIME RACE TIMING SYSTEMS PTY LTD





ASBK.COM.AU f t i y

Winton Motor Raceway : OFFICIAL TEST : April 11 & 12

SUPERSPORT 300 / YAMAHA R3 CUP

Practice 3

Date: 11/04/17
 Event: P07
 Weather: Sunny - 20.3C
 Track: Dry - 38.0C


Started at: 13:06:03
 Laps: 30 Min
 Starters: 11
 Printed at: 18:59

LAP TIMES

No	Name	Lap 1	Lap 2	Lap 3	Lap 4	Lap 5	Lap 6	Lap 7	Lap 8	Lap 9	Lap 10
34	Boyd HOCKING (VIC)	1:48.688	1:42.933	1:42.050	1:41.267	1:40.563	1:40.280	1:40.265	4:12.842	1:49.787	1:40.007
	10	1:39.962	1:39.872	1:40.157	1:40.236	1:42.717	1:40.580				
39	Scott NICHOLSON (VIC)	1:39.814	1:39.014	2:21.842	1:43.737	1:37.350	1:37.643	1:36.679	1:36.174	3:11.521	1:38.867
	10	1:35.451	1:35.416	1:34.853	1:36.020	1:36.841	1:37.210	1:36.485			
41	Max CROKER (NSW)	1:40.688	1:39.360	1:38.305	1:37.292	1:37.150	1:36.286	1:36.285	1:36.187	1:36.421	3:39.927
	10	1:56.327	1:38.495	1:36.656	1:35.803	1:36.153	1:36.402				
53	John HENDERSON	2:15.345	1:53.899	1:47.497	1:46.145	1:45.895	1:52.141	2:12.502	2:43.478	2:07.633	1:45.236
	10	1:44.841	1:44.675	1:53.736	1:44.724	1:44.888	1:45.113				
57	Seth CRUMP	1:56.977	1:48.771	1:42.102	1:41.315	1:41.459	5:36.976	1:49.954	1:42.834	1:40.825	1:41.292
	10	1:49.524									
70	Troy RYAN	2:52.417	2:03.108	1:55.029	1:52.797	1:54.318	1:52.984	1:52.469	1:51.408	1:51.540	1:52.043
	10	1:51.162	1:51.533	1:51.362	1:50.665						
86	Oliver BAYLISS (QLD)	1:41.565	2:22.776	1:45.525	1:36.562	1:36.243	1:40.873	1:36.328	1:36.144	1:35.496	1:37.151
	10	1:36.079	1:35.812	1:35.596	1:35.344						
93	Drew SELLS (VIC)	1:37.406	1:36.306	1:36.289	1:35.814	1:36.838	1:35.806	1:41.296	1:35.462	3:30.904	1:57.899
	10	1:38.154	1:35.618	1:35.277	1:36.450	1:35.754	1:35.111				
152	Dan THOMAS (NSW)	1:43.967	1:41.778	1:41.179	1:41.464	1:50.931	1:41.815	1:40.479	1:40.316	1:40.155	1:40.846
	10	1:39.422	1:57.061	2:55.368	1:43.047	1:39.979	1:54.416				
333	Yannis SHAW (NSW)	2:02.934	1:41.048	1:39.046	1:39.717	1:38.665	1:38.708	1:38.616	1:38.638	1:38.718	1:38.720
	10	1:39.318	1:38.718	1:45.094	1:38.275	1:38.274	1:37.921	1:38.085	1:39.019		
337	Gregory FARRELL (NSW)	1:52.345	1:44.070	1:43.081	1:43.867	1:44.062	1:43.779	1:43.729	1:43.658	3:57.073	1:48.967
	10	1:42.777	1:42.637	1:43.130	1:43.669	1:43.455	1:43.838				

Scott Laing
 Chief Time Keeper - Scott Laing

Clerk of Course - Simon Maas



Computime Race Timing Systems Pty Ltd © 1996
 Licensed to Computime Race Timing Systems

www.computime.com.au

COMPUTIME RACE TIMING SYSTEMS PTY LTD



ASBK.COM.AU f t i y

Winton Motor Raceway : OFFICIAL TEST : April 11 & 12

SUPERSPORT 300 / YAMAHA R3 CUP

Practice 3

Date: 11/04/17
 Event: P07
 Weather: Sunny - 20.3C
 Track: Dry - 38.0C



Started at: 13:06:03
 Laps: 30 Min
 Starters: 11
 Printed at: 18:59

SPLIT TIMES

Lap	Split 1	Split 2	Split 3	Split 4	Lap Time	Spd	Lap	Split 1	Split 2	Split 3	Split 4	Lap Time	Spd
34 Boyd HOCKING (VIC) (7th)							41 Max CROKER (NSW) (4th)						
1	19.178	17.808	36.949	34.753	1:48.688 P		1	1:07.771	18.099	37.822	34.707	2:38.399	
2	14.670	17.391	36.410	34.462	1:42.933	150	2	14.134	17.120	35.591	33.843	1:40.688	157
3	14.516	17.114	36.075	34.345	1:42.050	150	3	13.994	16.843	35.024	33.499	1:39.360	158
4	14.360	16.985	36.016	33.906	1:41.267	152	4	13.950	16.667	34.657	33.031	1:38.305	158
5	14.170	17.027	35.700	33.666	1:40.563	153	5	13.482	16.464	34.191	33.155	1:37.292	162
6	14.180	16.893	35.407	33.800	1:40.280	154	6	13.513	16.533	34.312	32.792	1:37.150	160
7	14.200	16.965	35.552	33.548	1:40.265	154	7	13.463	16.461	33.780	32.582	1:36.286	161
8	19.274	17.467	36.277	2:59.824	4:12.842	154	8	13.333	16.264	33.985	32.703	1:36.285	160
9	21.499	17.913	36.303	34.072	1:49.787 P		9	13.263	16.377	33.761	32.786	1:36.187	160
10	14.266	17.022	35.141	33.578	1:40.007	152	10	13.362	16.311	34.103	32.645	1:36.421	159
11	14.152	16.628	35.270	33.912	1:39.962	154	11	13.819	19.238	34.807	2:32.063	3:39.927	158
12	14.103	16.833	35.043	33.893	1:39.872	155	12	25.112	21.126	36.821	33.268	1:56.327 P	
13	14.076	17.109	35.483	33.489	1:40.157	154	13	13.534	16.542	35.463	32.956	1:38.495	159
14	14.382	17.004	35.215	33.635	1:40.236	154	14	13.386	16.526	34.180	32.564	1:36.656	160
15	14.939	17.429	36.678	33.671	1:42.717	157	15	13.343	16.291	33.574	32.595	1:35.803	160
16	14.431	16.880	35.399	33.870	1:40.580	156	16	13.323	16.414	33.828	32.588	1:36.153	158
							17	13.325	16.411	34.007	32.659	1:36.402	160
39 Scott NICHOLSON (VIC) (1st)							53 John HENDERSON (10th)						
1					1:39.814		1	26.016	21.818	44.260	43.251	2:15.345 P	
2					1:39.014		2	19.603	19.327	38.781	36.188	1:53.899	72
3					2:21.842		3	15.748	17.855	38.248	35.646	1:47.497	147
4	17.336	16.891	35.491	34.019	1:43.737 P		4	15.252	17.725	37.525	35.643	1:46.145	150
5	13.717	16.368	34.240	33.025	1:37.350	155	5	15.278	17.631	37.493	35.493	1:45.895	149
6	13.524	16.401	33.591	34.127	1:37.643	158	6	18.223	20.583	37.420	35.915	1:52.141	151
7	13.615	16.210	33.528	33.326	1:36.679	154	7	15.765	17.582	50.402	48.753	2:12.502	132
8	13.542	16.081	33.476	33.075	1:36.174	155	8	15.522	18.027	37.379	1:32.550	2:43.478	147
9	13.777	15.939	34.013	2:07.792	3:11.521	154	9	29.016	23.864	38.517	36.236	2:07.633 P	
10	16.085	16.317	33.682	32.783	1:38.867 P		10	15.437	17.783	36.822	35.194	1:45.236	149
11	13.585	16.055	33.050	32.761	1:35.451	155	11	15.107	17.832	36.976	34.926	1:44.841	149
12	13.411	16.053	33.243	32.709	1:35.416	157	12	14.957	17.555	37.010	35.153	1:44.675	152
13	13.330	15.962	33.113	32.448	1:34.853	157	13	17.928	22.204	37.466	36.138	1:53.736	150
14	13.335	16.186	33.653	32.846	1:36.020	159	14	15.020	17.700	36.692	35.312	1:44.724	151
15	13.825	16.430	33.695	32.891	1:36.841	156	15	14.902	17.563	37.613	34.810	1:44.888	150
16	13.563	15.985	34.148	33.514	1:37.210	155	16	14.958	17.424	37.636	35.095	1:45.113	151
17	13.659	16.234	33.472	33.120	1:36.485	153							

Scott Laing
 Chief Time Keeper - Scott Laing

Clerk of Course - Simon Maas



Computime Race Timing Systems Pty Ltd © 1996
 Licensed to Computime Race Timing Systems

www.computime.com.au

COMPUTIME RACE TIMING SYSTEMS PTY LTD



ASBK.COM.AU f t i y

Winton Motor Raceway : OFFICIAL TEST : April 11 & 12

SUPERSPORT 300 / YAMAHA R3 CUP

Practice 3

Date: 11/04/17
 Event: P07
 Weather: Sunny - 20.3C
 Track: Dry - 38.0C



Started at: 13:06:03
 Laps: 30 Min
 Starters: 11
 Printed at: 18:59

SPLIT TIMES

Lap	Split 1	Split 2	Split 3	Split 4	Lap Time	Spd	Lap	Split 1	Split 2	Split 3	Split 4	Lap Time	Spd
57 Seth CRUMP (8th)							6	13.545	16.310	33.574	32.814	1:36.243	159
1	25.732	19.949	36.601	34.695	1:56.977 P		7	13.497	16.187	34.109	37.080	1:40.873	160
2	14.601	17.620	35.644	40.906	1:48.771	157	8	13.373	16.246	33.515	33.194	1:36.328	160
3	14.510	17.810	36.048	33.734	1:42.102	157	9	13.639	16.229	33.220	33.056	1:36.144	155
4	14.471	17.664	35.390	33.790	1:41.315	158	10	13.461	16.073	33.320	32.642	1:35.496	160
5	14.384	17.516	35.511	34.048	1:41.459	157	11	13.636	16.876	33.880	32.759	1:37.151	160
6	15.115	19.551	37.995	4:24.315	5:36.976	160	12	13.574	16.258	33.523	32.724	1:36.079	157
7	22.226	18.104	36.012	33.612	1:49.954 P		13	13.414	16.157	33.759	32.482	1:35.812	158
8	14.289	17.811	35.075	35.659	1:42.834	158	14	13.340	16.210	33.598	32.448	1:35.596	160
9	14.429	17.499	35.234	33.663	1:40.825	157	15	13.302	16.106	33.598	32.338	1:35.344	161
10	14.378	17.882	35.265	33.767	1:41.292	157	93 Drew SELLS (VIC) (2nd)						
11	14.102	17.547	38.293	39.582	1:49.524	160	1			1:11.021	33.398	1:44.419	
70 Troy RYAN (11th)							2	13.630	16.380	34.238	33.158	1:37.406	151
1	1:00.230	21.416	43.818	41.049	2:46.513		3	13.556	15.971	33.673	33.106	1:36.306	152
2	16.998	20.848	43.466	1:31.105	2:52.417	146	4	13.534	15.777	33.898	33.080	1:36.289	152
3	21.161	21.115	42.448	38.384	2:03.108 P		5	13.466	15.942	33.457	32.949	1:35.814	153
4	16.137	20.080	40.733	38.079	1:55.029	150	6	13.377	16.186	33.955	33.320	1:36.838	154
5	15.939	19.359	40.050	37.449	1:52.797	150	7	13.424	15.986	33.558	32.838	1:35.806	155
6	15.944	19.676	40.860	37.838	1:54.318	151	8	14.084	17.031	36.442	33.739	1:41.296	155
7	15.866	19.589	40.133	37.396	1:52.984	149	9	13.373	15.916	33.270	32.903	1:35.462	154
8	15.969	19.645	39.763	37.092	1:52.469	150	10	13.602	16.837	35.929	2:24.536	3:30.904	153
9	15.657	19.400	39.504	36.847	1:51.408	149	11	19.150	18.655	45.006	35.088	1:57.899 P	
10	15.721	19.532	39.554	36.733	1:51.540	150	12	13.574	16.012	35.057	33.511	1:38.154	154
11	15.779	19.404	39.694	37.166	1:52.043	149	13	13.402	15.828	33.346	33.042	1:35.618	158
12	15.600	19.145	39.740	36.677	1:51.162	152	14	13.331	15.810	33.289	32.847	1:35.277	156
13	15.455	19.321	39.799	36.958	1:51.533	151	15	13.534	16.148	33.523	33.245	1:36.450	155
14	15.871	19.029	39.635	36.827	1:51.362	151	16	13.416	15.920	33.555	32.863	1:35.754	155
15	15.504	18.949	39.389	36.823	1:50.665	152	17	13.452	15.728	33.126	32.805	1:35.111	153
86 Oliver BAYLISS (QLD) (3rd)							152 Dan THOMAS (NSW) (6th)						
1			1:13.037	33.378	1:46.415		1			1:20.436	34.953	1:55.389	
2	13.705	16.238	37.976	33.646	1:41.565	158	2	14.842	17.300	37.346	34.479	1:43.967	148
3	14.220	16.514	34.323	1:17.719	2:22.776	157	3	14.434	17.045	36.070	34.229	1:41.778	150
4	17.165	18.155	36.514	33.691	1:45.525 P		4	14.290	16.721	36.325	33.843	1:41.179	150
5	13.689	16.374	33.733	32.766	1:36.562	158	5	14.302	16.984	35.876	34.302	1:41.464	152

Spott
 Chief Time Keeper - Spott Laing

Clerk of Course - Simon Maas



Computime Race Timing Systems Pty Ltd © 1996
 Licensed to Computime Race Timing Systems

www.computime.com.au

COMPUTIME RACE TIMING SYSTEMS PTY LTD



ASBK.COM.AU f t i y

Winton Motor Raceway : OFFICIAL TEST : April 11 & 12

SUPERSPORT 300 / YAMAHA R3 CUP

Practice 3

Date: 11/04/17
 Event: P07
 Weather: Sunny - 20.3C
 Track: Dry - 38.0C

Started at: 13:06:03
 Laps: 30 Min
 Starters: 11
 Printed at: 18:59

SPLIT TIMES

Lap	Split 1	Split 2	Split 3	Split 4	Lap Time	Spd	Lap	Split 1	Split 2	Split 3	Split 4	Lap Time	Spd
6	14.247	18.223	40.799	37.662	1:50.931	152	13	13.693	16.518	36.163	38.720	1:45.094	153
7	14.355	17.245	35.920	34.295	1:41.815	151	14	13.753	16.643	34.313	33.566	1:38.275	157
8	14.160	16.785	35.668	33.866	1:40.479	151	15	13.629	16.815	34.118	33.712	1:38.274	155
9	14.226	16.776	35.442	33.872	1:40.316	151	16	13.591	16.586	33.951	33.793	1:37.921	155
10	14.091	16.791	35.709	33.564	1:40.155	150	17	13.745	16.786	34.035	33.519	1:38.085	154
11	14.069	17.096	35.664	34.017	1:40.846	151	18	13.662	16.915	34.220	34.222	1:39.019	154
12	13.973	16.885	35.055	33.509	1:39.422	150							
13	17.621	21.879	38.853	38.708	1:57.061	151	337 Gregory FARRELL (NSW) (9th)						
14	14.209	16.715	35.246	1:49.198	2:55.368	151	1	21.389	18.452	37.163	35.341	1:52.345 P	
15	16.701	17.113	35.311	33.922	1:43.047 P		2	14.813	17.606	36.635	35.016	1:44.070	149
16	14.342	16.782	35.024	33.831	1:39.979	152	3	14.414	17.088	36.434	35.145	1:43.081	151
17	14.524	22.219	38.812	38.861	1:54.416	150	4	14.476	17.480	36.828	35.083	1:43.867	151
							5	15.365	17.506	36.356	34.835	1:44.062	151
							6	14.623	17.403	36.640	35.113	1:43.779	151
333 Yannis SHAW (NSW) (5th)							7	14.389	17.532	36.986	34.822	1:43.729	153
1	27.293	23.294	37.477	34.870	2:02.934 P		8	14.298	17.486	36.524	35.350	1:43.658	149
2	14.484	17.293	35.091	34.180	1:41.048	153	9	14.705	17.564	37.306	2:47.498	3:57.073	143
3	13.956	16.802	34.573	33.715	1:39.046	155	10	19.928	17.961	36.299	34.779	1:48.967 P	
4	13.824	16.870	34.595	34.428	1:39.717	155	11	14.423	17.263	36.317	34.774	1:42.777	152
5	13.815	16.869	34.330	33.651	1:38.665	153	12	14.153	17.286	36.752	34.446	1:42.637	153
6	13.662	16.752	34.595	33.699	1:38.708	155	13	14.418	17.492	36.710	34.510	1:43.130	152
7	13.792	16.794	34.548	33.482	1:38.616	154	14	14.396	17.352	36.674	35.247	1:43.669	150
8	13.724	16.866	34.435	33.613	1:38.638	153	15	14.494	17.343	36.780	34.838	1:43.455	151
9	13.768	16.790	34.583	33.577	1:38.718	153	16	14.389	17.533	36.560	35.356	1:43.838	148
10	13.701	17.048	34.434	33.537	1:38.720	153							
11	13.940	17.061	34.571	33.746	1:39.318	153							
12	13.725	16.755	34.445	33.793	1:38.718	153							



Scott Laing
 Chief Time Keeper - Scott Laing

Clerk of Course - Simon Maas

Computime Race Timing Systems Pty Ltd © 1996
 Licensed to Computime Race Timing Systems

www.computime.com.au

COMPUTIME RACE TIMING SYSTEMS PTY LTD





ASBK.COM.AU f t i y

Winton Motor Raceway : OFFICIAL TEST : April 11 & 12

SUPERSPORT 300 / YAMAHA R3 CUP

Practice 3

Date: 11/04/17
 Event: P07
 Weather: Sunny - 20.3C
 Track: Dry - 38.0C

Started at: 13:06:03
 Laps: 30 Min
 Starters: 11
 Printed at: 18:59

FASTEST LAPS SEQUENCE

Race Time	No	Name	Machine	Fastest Lap	On Lap
3:21.825	93	Drew SELLS (VIC)	Kawasaki Ninja 300	1:37.406	1
4:58.131	93	Drew SELLS (VIC)	Kawasaki Ninja 300	1:36.306	2
6:34.420	93	Drew SELLS (VIC)	Kawasaki Ninja 300	1:36.289	3
8:10.234	93	Drew SELLS (VIC)	Kawasaki Ninja 300	1:35.814	4
11:22.878	93	Drew SELLS (VIC)	Kawasaki Ninja 300	1:35.806	6
14:39.636	93	Drew SELLS (VIC)	Kawasaki Ninja 300	1:35.462	8
22:08.266	39	Scott NICHOLSON (VIC)	Kawasaki Ninja 300	1:35.451	11
23:43.682	39	Scott NICHOLSON (VIC)	Kawasaki Ninja 300	1:35.416	12
24:57.488	93	Drew SELLS (VIC)	Kawasaki Ninja 300	1:35.277	13
25:18.535	39	Scott NICHOLSON (VIC)	Kawasaki Ninja 300	1:34.853	13



Scott Laing
 Chief Time Keeper - Scott Laing

Clerk of Course - Simon Maas

Computime Race Timing Systems Pty Ltd © 1996
 Licensed to Computime Race Timing Systems

www.computime.com.au

COMPUTIME RACE TIMING SYSTEMS PTY LTD





ASBK.COM.AU f t i y

Winton Motor Raceway : OFFICIAL TEST : April 11 & 12

SUPERSPORT 300 / YAMAHA R3 CUP

Practice 3

Date: 11/04/17
 Event: P07
 Weather: Sunny - 20.3C
 Track: Dry - 38.0C

Started at: 13:06:03
 Laps: 30 Min
 Starters: 11
 Printed at: 18:59

BEST PARTIAL TIMES

Pos	Split 1		Split 2		Split 3		Split 4		LAP		Ideal	Fastest
	Name	Time	Name	Time	Name	Time	Name	Time	Name	Time		
1	M. CROKER	13.263	D. SELLS	15.728	S. NICHOLSO	33.050	O. BAYLISS	32.338	S. NICHOLSO	1:34.767	1:34.853	
2	O. BAYLISS	13.302	S. NICHOLSO	15.939	D. SELLS	33.126	S. NICHOLSO	32.448	O. BAYLISS	1:34.933	1:35.344	
3	S. NICHOLSO	13.330	O. BAYLISS	16.073	O. BAYLISS	33.220	M. CROKER	32.564	D. SELLS	1:34.990	1:35.111	
4	D. SELLS	13.331	M. CROKER	16.264	M. CROKER	33.574	D. SELLS	32.805	M. CROKER	1:35.665	1:35.803	
5	Y. SHAW	13.591	Y. SHAW	16.518	Y. SHAW	33.951	Y. SHAW	33.482	Y. SHAW	1:37.542	1:37.921	
6	D. THOMAS	13.973	B. HOCKING	16.628	D. THOMAS	35.024	B. HOCKING	33.489	D. THOMAS	1:39.221	1:39.422	
7	B. HOCKING	14.076	D. THOMAS	16.715	B. HOCKING	35.043	D. THOMAS	33.509	B. HOCKING	1:39.236	1:39.872	
8	S. CRUMP	14.102	G. FARRELL	17.088	S. CRUMP	35.075	S. CRUMP	33.612	S. CRUMP	1:40.288	1:40.825	
9	G. FARRELL	14.153	J. HENDERSO	17.424	G. FARRELL	36.299	G. FARRELL	34.446	G. FARRELL	1:41.986	1:42.637	
10	J. HENDERSO	14.902	S. CRUMP	17.499	J. HENDERSO	36.692	J. HENDERSO	34.810	J. HENDERSO	1:43.828	1:44.675	
11	T. RYAN	15.352	T. RYAN	18.808	T. RYAN	39.389	T. RYAN	36.677	T. RYAN	1:50.226	1:50.665	

Scott Laing
 Chief Time Keeper - Scott Laing

Clerk of Course - Simon Maas

Computime Race Timing Systems Pty Ltd © 1996
 Licensed to Computime Race Timing Systems

www.computime.com.au

COMPUTIME RACE TIMING SYSTEMS PTY LTD

